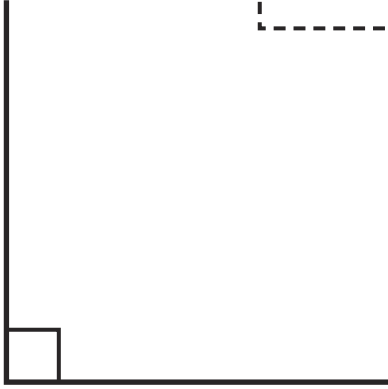


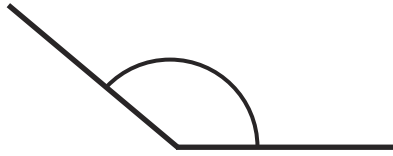
# Acute, Obtuse and Right Angles

Look at these different angles:



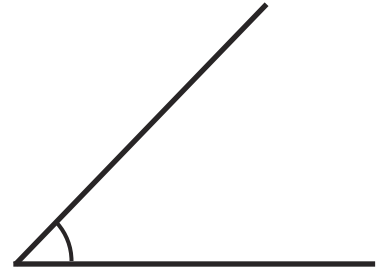
**Right Angle**

a square  $90^\circ$ .



**Obtuse Angle**

is greater than a right angle.

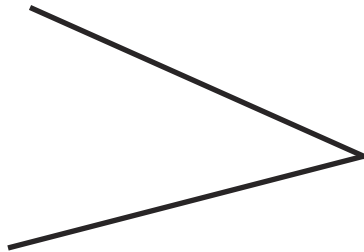


**Acute Angle**

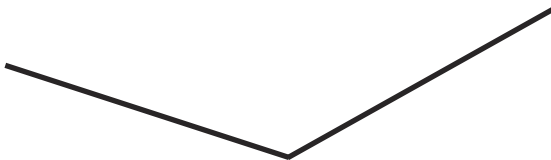
is smaller than a right angle.

Write the type of angle:


①



②



③

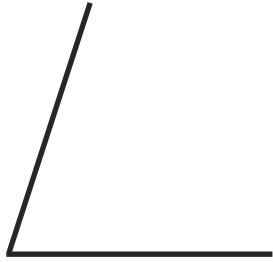


Acute, Obtuse and Right Angles

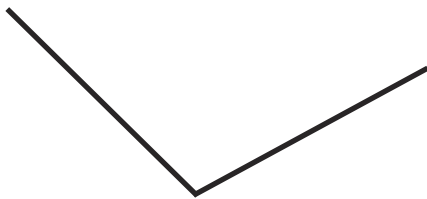
4



5



6



7



8

